

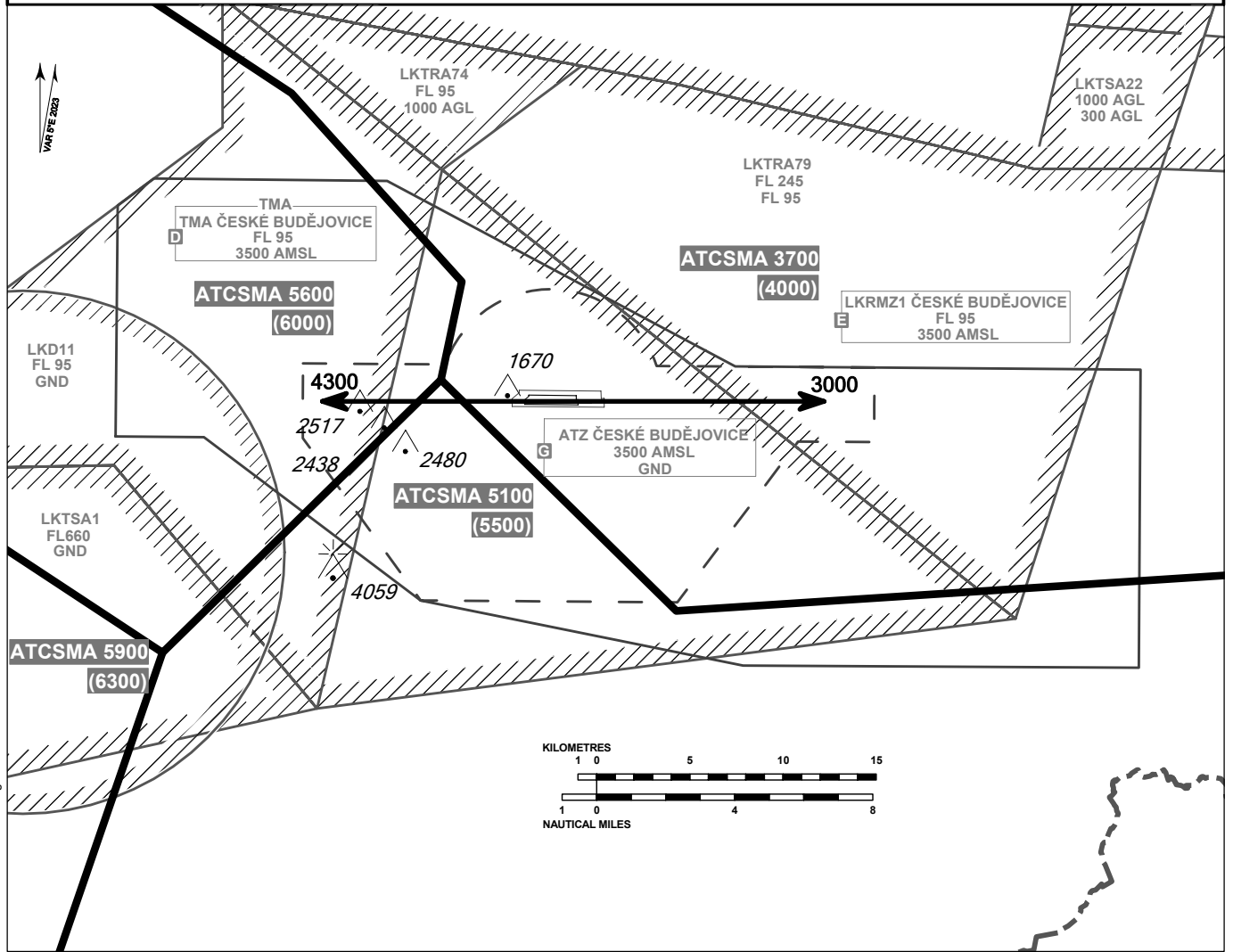
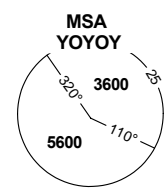
OMNIDIRECTIONAL DEPARTURES CHART

ČESKÉ BUDĚJOVICE

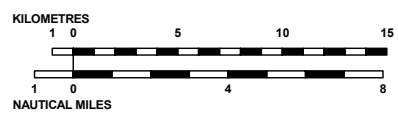
PRAHA RADAR	118.650
BUDĚJOVICE INFORMATION	135.930
PRAHA FIC	126.100
EMERGENCY FREQ	121.500

BEARINGS, TRACKS AND RADIALS ARE MAGNETIC
ALTITUDES AND ELEVATIONS ARE IN FEET
DISTANCES ARE IN NM

TRANSITION ALTITUDE
5000



Change: new chart



Omnidirectional departures:

RWY 09: Climb straight ahead. Minimum turn altitude is 3000ft
RWY 27: Climb straight ahead. Minimum turn altitude is 4300ft MNM ASC 10% to 2000ft AMSL

ATCSMA - ATC Surveillance Minimum Altitude